

QUOTE REQUEST

YOUR DETAILS

▶ **Company name** (if applicable)

▶ **Contact name**

Email: _____

Phone: _____

▶ **Project location** (if installation price required)

FLAT PANEL

▶ **Support type**

- 3 Sided support
 4 Sided support vertical
 4 Sided support horizontal

▶ **Viewing area (width x height)**

_____ x _____ mm

▶ **Water depth**

_____ or Wet edge
mm from bottom sill

L-SHAPE PANEL

▶ **Support type**

- 3 Sided support
 4 Sided support vertical

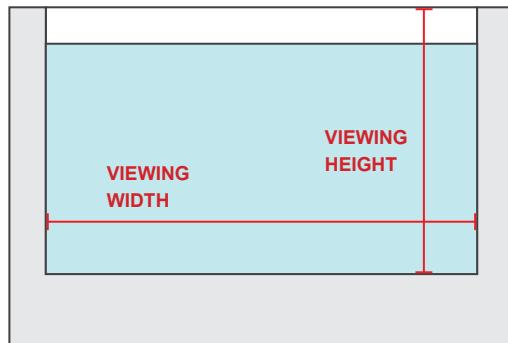
▶ **Viewing area (width x width x height)**

_____ x _____ x _____ mm

▶ **Water depth**


_____ or Wet edge
mm from bottom sill

REFERENCE GUIDE



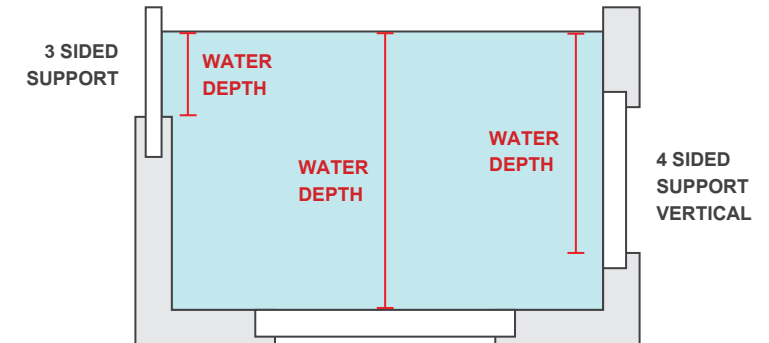
▶ **3 SIDED SUPPORT**

Supported on two sides and bottom edge



▶ **4 SIDED SUPPORT**

Supported on all sides including both top and bottom edges



**4 SIDED SUPPORT
HORIZONTAL**

Installation required: Yes (If Yes, we require drawings and estimated project requirement date)
 No (If No, you need to ensure access for truck and lifting equipment on site for receiving the delivery)